

CENTRAL AFRICAN REPUBLIC

2021 Annual Research: Key Highlights¹

Global Data



Total GDP contribution:

2019

10.4%

USD 9,170 BN

2020

5.5%

USD 4,671 BN



Total Travel & Tourism jobs:

2019

334 MN

= 1 in 10 jobs

2020

272 MN

= 1 in 11 jobs

Total Travel & Tourism GDP change in 2020:

-49.1%

=USD -4,498 BN

Global Economy GDP change:

-3.7%

1 in 4 net new jobs
were created by Travel &
Tourism during 2014-2019



Change in Jobs in 2020²

-61.6 MN
-18.5%

Central African Republic Key Data

2019

2020



Total contribution of Travel & Tourism to GDP:

5.6%

of Total
Economy

Total T&T GDP = XAF75.8BN
(USD131.8MN)

3.2%

of Total
Economy

Total T&T GDP = XAF42.1BN
(USD73.2MN)

-44.5%

Change in Travel
& Tourism GDP
vs -2.7% real
economy GDP
change



Total contribution of Travel & Tourism to Employment:

41.8

Jobs (000s)
(5.6 % of total employment)

29.4

Jobs (000s)
(4.0 % of total employment)

Change in jobs²:

-29.6%

-12.4 (000s)



Visitor Impact
International:

XAF **10.8** BN

Visitor spend
5.3% of total exports (USD18.8MN)

XAF **3.4** BN

Visitor spend
2.1% of total exports (USD6.0MN)

Change in
international visitor
spend:

-68.1%

-USD 12.8 MN

Domestic:

XAF **55.2** BN

Visitor spend
(USD 95.9MN)

XAF **31.1** BN

Visitor spend
(USD 54.0MN)

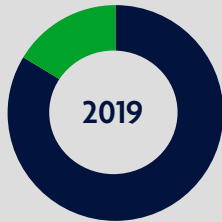
Change in domestic
visitor spend:

-43.6%

-USD 41.9 MN

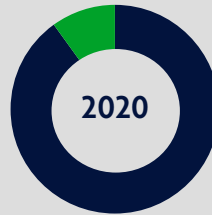
Central African Republic Sector Characteristics

Domestic vs International Spending:



● Domestic Spending:
USD 95.9MN (84%)

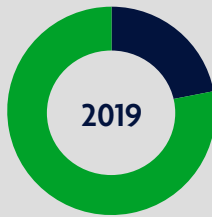
● International Spending:
USD 18.8MN (16%)



● Domestic Spending:
USD 54.0MN (90%)

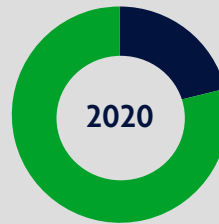
● International Spending:
USD 6.0MN (10%)

Leisure vs Business Spending:



● Leisure Spending:
USD 25.2MN (22%)

● Business Spending:
USD 89.5MN (78%)



● Leisure Spending:
USD 12.7MN (21%)

● Business Spending:
USD 47.3MN (79%)

Inbound Arrivals³

2019	2020
1. France 16%	1. France 12%
2. Cameroon 7%	2. Cameroon 8%
3. Nigeria 5%	3. Nigeria 6%
4. Senegal 5%	4. Senegal 5%
5. Gabon 4%	5. Gabon 4%
Rest of world 63%	Rest of world 64%

Outbound Departures³

2019	2020
1. Côte D'Ivoire 18%	1. Zambia 33%
2. Zambia 15%	2. Côte D'Ivoire 14%
3. Nigeria 15%	3. Nigeria 12%
4. France 14%	4. Dominican Republic 7%
5. Republic of Congo 6%	5. France 6%
Rest of world 32%	Rest of world 28%

1. All values are in constant 2020 prices & exchange rates. As reported in March 2021

2. Where the country or region has implemented job support schemes and supported jobs are still recorded as employment by national statistical authorities, job losses exclude those supported jobs (where known)

3. Source: Oxford Economics, national sources and UNWTO