

HONDURAS

2021 Annual Research: Key Highlights¹

Global Data



Total GDP contribution:

2019

10.4%

USD 9,170 BN

2020

5.5%

USD 4,671 BN



Total Travel & Tourism jobs:

2019

334 MN

= 1 in 10 jobs

2020

272 MN

= 1 in 11 jobs

Total Travel & Tourism GDP change in 2020:

-49.1%

=USD -4,498 BN

Global Economy GDP change:

-3.7%

1 in 4 net new jobs
were created by Travel &
Tourism during 2014-2019



Change in Jobs in 2020²

-61.6 MN
-18.5%

Honduras Key Data

2019

2020



Total contribution of Travel & Tourism to GDP:

11.0%

of Total
Economy

Total T&T GDP = HNL70.6BN
(USD2,841.0MN)

6.1%

of Total
Economy

Total T&T GDP = HNL36.5BN
(USD1,469.3MN)

-48.3%

Change in Travel
& Tourism GDP
vs -7.2% real
economy GDP
change



Total contribution of Travel & Tourism to Employment:

472.1

Jobs (000s)
(10.8 % of total employment)

355.2

Jobs (000s)
(8.3 % of total employment)

Change in jobs²:

-24.8%

-116.9 (000s)



Visitor Impact
International:

HNL 14.2 BN

Visitor spend
5.5% of total exports (USD572.4MN)

HNL 3.6 BN

Visitor spend
1.7% of total exports (USD143.3MN)

Change in
international visitor
spend:

-75.0%

-USD 429.0 MN

Domestic:

HNL 44.0 BN

Visitor spend
(USD 1,768.8MN)

HNL 24.1 BN

Visitor spend
(USD 967.9MN)

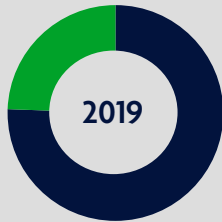
Change in domestic
visitor spend:

-45.3%

-USD 800.9 MN

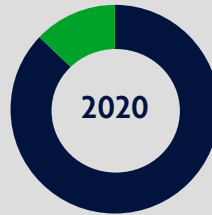
Honduras Sector Characteristics

Domestic vs International Spending:



● Domestic Spending:
USD 1,768.8MN (76%)

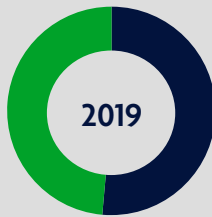
● International Spending:
USD 572.4MN (24%)



● Domestic Spending:
USD 967.9MN (87%)

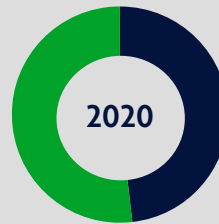
● International Spending:
USD 143.3MN (13%)

Leisure vs Business Spending:



● Leisure Spending:
USD 1,203.2MN (51%)

● Business Spending:
USD 1,138.0MN (49%)



● Leisure Spending:
USD 535.5MN (48%)

● Business Spending:
USD 575.7MN (52%)

Inbound Arrivals³

2019	2020
1. United States 40%	1. United States 31%
2. El Salvador 15%	2. El Salvador 17%
3. Guatemala 11%	3. Guatemala 13%
4. Nicaragua 9%	4. Nicaragua 11%
5. Costa Rica 4%	5. Costa Rica 5%
Rest of world 22%	Rest of world 22%

Outbound Departures³

2019	2020
1. El Salvador 28%	1. El Salvador 26%
2. United States 22%	2. United States 23%
3. Guatemala 16%	3. Nicaragua 22%
4. Nicaragua 16%	4. Guatemala 13%
5. Costa Rica 4%	5. Costa Rica 5%
Rest of world 13%	Rest of world 10%

1. All values are in constant 2020 prices & exchange rates. As reported in March 2021

2. Where the country or region has implemented job support schemes and supported jobs are still recorded as employment by national statistical authorities, job losses exclude those supported jobs (where known)

3. Source: Oxford Economics, national sources and UNWTO